



Performing Course Assessment in eLumen

From CR's homepage, click on the **Faculty & Staff** link that is circled below.

The image shows the top navigation bar of the College of the Redwoods website. At the top, there is a red banner with white text: "COVID-19 Updates" and "Proof of Vaccination Required on Campus". Below this is a dark grey navigation bar containing links for "WebAdvisor", "Canvas", "Student Email", and "Faculty & Staff". The "Faculty & Staff" link is circled in white. To the right of these links is a search bar with the text "ENHANCED BY Google" and a magnifying glass icon. Below the navigation bar is a dark red section featuring the college's logo on the left, which reads "CR COLLEGE OF THE REDWOODS". To the right of the logo are three icons: a checkmark in a square labeled "Apply", a speech bubble labeled "Contact Us", and a hand holding a dollar sign labeled "Donate". At the bottom of this section is a dark red horizontal bar with white text links: "About CR", "Admissions & Financial Aid", "Academics", "Student Services", and "Student Life".

COVID-19 Updates Proof of Vaccination Required on Campus

WebAdvisor Canvas Student Email **Faculty & Staff**

ENHANCED BY Google

CR COLLEGE OF THE REDWOODS

Apply **Contact Us** **Donate**

About CR Admissions & Financial Aid Academics Student Services Student Life

Click on Faculty & Staff Resources and then click on eLumen in the first column.

Committees

Faculty & Staff Resources

- Associate Faculty Information
- Budget Feedback
- Calendar
- Canvas / CR-Online Information
- Committee Digest
- Course Outlines
- eLumen
- F.O (Professional Responsibilities Annual Inventory)

- Finals Schedule
- Flex
- Forms & Resources
- Future Courses
- Grants
- Human Resources
- Parking Information
- Professional Development
- Meeting Room Reservations
- Submit a Help Ticket
- Syllabus
- Webmail

Departments & Offices

- Academic Departments
- Business Office
- Communications & Marketing
- Divisions
- Division Documents
- Human Resources
- Institutional Research
- Public Safety
- Printing Services
- Tech Support

Processes

- Accreditation
- Assessment
- Behavior Intervention
- Planning
- Program Review

Handbooks

- 2022 Committee Handbook 
- Faculty Handbook 

Username


firstname-lastname

The first half of your CR email address (without the @redwoods.edu)

Password

The password you created when you first logged in.

First time users must click on [Forgot Password?](#) and follow the directions.





The screenshot shows the eLumen login interface. At the top is the eLumen logo, which consists of the word "eLumen" in a bold, black, sans-serif font, followed by a cluster of yellow dots of varying sizes. Below the logo is a white login form with a light gray border. The form contains two input fields: "Username" with the text "jonothan-pace" and "Password" with a series of black dots. Below the password field is a blue "Login" button. At the bottom of the form, there is a checkbox labeled "Remember my username" and a blue link labeled "Forgot Password?". The eLumen logo is also visible in a smaller, lighter font at the bottom center of the page.

1. Next to your name, set your role as **Faculty** in the drop-down menu.
2. Select your discipline.
3. All course that you teach for in that discipline for the selected semester will be displayed. If you see this blue icon in the **Scorecards** column, the course is scheduled for assessment. Click on the blue icon.




Jonathan Pace as Faculty **1** in Mathematics **2** Proxy Enabled Inbox Account Settings Support Log Out

Courses Spring 2022 SLOs & Assessments Curriculum Results Explorer

MATH15 - Introduction to Statistics - MATH-15-E2872

Course Coordinator(s): <unassigned>
Evaluator(s): Jonathan Pace

	Activity Name	Activity Description	Scorecards	Import Scores
<input type="checkbox"/>	Math-15	Course Assessment	 0/12 3	 

1. All course student learning outcomes (SLO) are displayed in the 1st column.
2. For each SLO, enter the number of students corresponding to each column.
(Do not about N/A: the students who did not take the assessment.)
3. When finished, click Save and Continue to Reflection.

type: Review of student achievement

Reset to previously-generated scores

2

1	Exceeds expectations	Meets expectations	Does not meet expectations.			Scored Students
SLO	2	1	0	N/A	Current/Total	
Accurately communicate statistical ideas using correct statistical notation, graphs, and vocabulary.	<input type="text" value="0"/>	<input type="text" value="0"/>	<input type="text" value="0"/>	<input type="text" value="0"/>	0 / 12	
Use descriptive and inferential statistics to better understand real-world problems.	<input type="text" value="0"/>	<input type="text" value="0"/>	<input type="text" value="0"/>	<input type="text" value="0"/>	0 / 12	
Demonstrate appropriate use of technology in making decisions based upon real-world data.	<input type="text" value="0"/>	<input type="text" value="0"/>	<input type="text" value="0"/>	<input type="text" value="0"/>	0 / 12	
Read and interpret information that contains statistical analysis and be able to communicate these results.	<input type="text" value="0"/>	<input type="text" value="0"/>	<input type="text" value="0"/>	<input type="text" value="0"/>	0 / 12	
Judge the validity of research reported in the mass media and peer reviewed journals.	<input type="text" value="0"/>	<input type="text" value="0"/>	<input type="text" value="0"/>	<input type="text" value="0"/>	0 / 12	

Note: Clicking Save allows you to save your progress and return to finish later.

3

Cancel

Save and Continue to Reflection

Save

1. Respond to each prompt.

Note

If you are teaching multiple sections of the same course, you only need to complete the Reflection Template for 1 section. You can leave the others blank.

You can save your draft at any time. Once complete, select either **Submit and Share** or **Submit and Share Anonymously** according to your preference.

Reflection Template

Currently Not answered

CR's default reflection template

Briefly describe the assessment tool (quiz, paper, exam question, portfolio, etc.) and its effectiveness in measuring achievement of the outcomes.

Describe any changes made since last assessment that may have impacted student learning.

Describe any issues, themes, or ideas that emerge as a result of this assessment.

What action, if any, such as changes to instruction, content, etc., might be warranted? Information entered here may be used in departmental review.

1

1. You will be redirected back to your Faculty page and will now see a green checkmark next to the Scorecard icon indicating you completed the assessment!

Jonathan Pace as Faculty in Mathematics Proxy Enabled Inbox Account Settings Support Log Out

Courses Spring 2022 SLOs & Assessments Curriculum Results Explorer

MATH15 - Introduction to Statistics - MATH-15-E2872

Course Coordinator(s): <unassigned>
Evaluator(s): Jonathan Pace

	Activity Name	Activity Description	Scorecards	Import Scores
<input type="checkbox"/>	Math-15	Course Assessment	1	LMS