

Administration of Justice Survey

Introduction:

The purpose of the Administration of Justice survey was to collect data from the local law enforcement community in the following areas:

- Previous education and training of law enforcement personnel on in local communities
- Law enforcement personnel level of interest in pursuing additional training or a degree/certificates through the Administration of Justice program at CR
- Improvements the Administration of Justice program can better accommodate student and future student needs
- Local law enforcement demographic information

Administration:

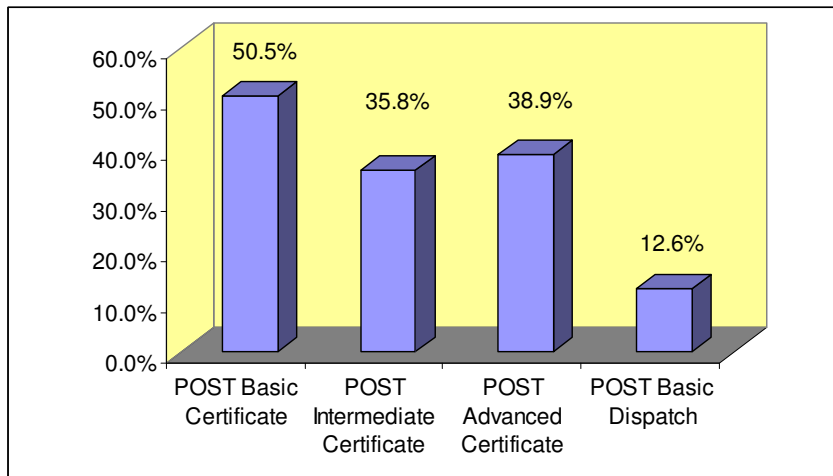
The Administration of Justice survey was administered from November 15th through November 30th. Ron Waters, Director of the Basic Police Academy at College of the Redwoods sent an email to local law enforcement agencies describing the objectives and time frame of the survey, and asked for participation. Two weeks later, a follow up email was sent to the local law enforcement agencies reiterating the objectives of the survey and providing a link to the survey which was posted on freeonlinesurveys.com. A reminder email was sent before the final two days of the survey administration.

Sample Size:

The Administration of Justice survey had a sample size (n) of 95. The Department of Justice lists the number of full-time personnel in Humboldt and Del Norte counties at 485 for 2005 in areas of like categories from the survey (law enforcement and investigators). Given that the Department of Justice does not have data for 2007 and that the survey did not ask participants if they worked full-time or part-time, the sample size can't be ascertained with any confidence. Given the positions listed by the respondents, a rough estimate of the sample size (n) for full-time personnel in Humboldt and Del Norte Counties would probably fall between 8% and 18% of the population (N).

Findings: Certificates & Degrees

Graph 1: Percentage of Respondents with POST Certificates



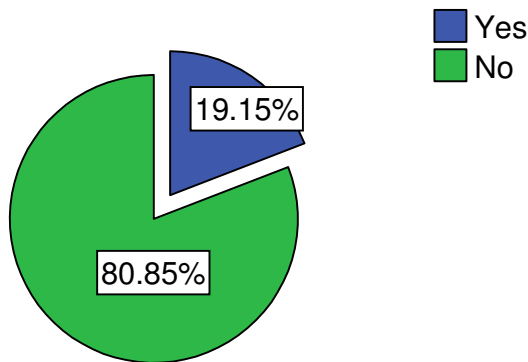
Over half (50.5%) of the respondents had earned a POST Basic certificate. A little over a third of respondents had earned a POST Advanced certificate (38.9%) or a POST Intermediated certificate (35.8%). A small percentage (12.6%) earned a POST Basic Dispatch certificate.

Table 1 below depicts the POST certificates earned by position among survey respondents. Police officers and Deputy Sheriff's had the highest frequencies (43.8%) of earning a POST Basic certificate. Sergeants reported the highest frequencies of earning a POST Intermediate Certificate (35.3%) or a POST Advanced Certificate (40.5%). No respondents under the age of 30 reported having earned a POST Advance Certificate. Police Officers and Deputy Sheriff's earned a Post Basic Dispatch Certificate at frequencies of 8.3%. High frequencies (90.4%) of respondents indicated that they were aware that they could qualify for a POST Intermediate or Advanced certificate earlier with a college education and/or degree. High frequencies (94.7%) of respondents indicated that they were aware that many law enforcement agencies offer additional wages for employees with a POST Intermediate and/or Advanced Certificate.

Table 1: POST Certificates by Position

	POST Basic Certificate	POST Intermediate Certificate	POST Advanced Certificate	POST Basic Dispatch Certificate
Police Officer/Deputy Sheriff	43.8%	32.4%	27.0%	8.3%
Sergeant	25.0%	35.3%	40.5%	0.0%
Lieutenant Captain	8.3%	11.8%	10.8%	0.0%
Corporal/FTO	4.2%	2.9%	0.0%	0.0%
Other Position (Chief, Investigator, Agent)	18.8%	17.6%	21.6%	8.3%

Graph 2: Percentage of Respondents with an AS Degree in Administration of Justice



Less than a fifth (19.2%) of respondents had earned their AS degree in Administration of Justice. Sergeants (33.3%) and Police Officers/Deputy Sheriffs (27.8%) reported the highest frequencies of earning an AS degree in Administration of Justice. Law enforcement personnel from Arcata and “other” areas of Humboldt or Del Norte counties earned an AS degree in Administration of Justice at the highest frequencies (33.3%). Law enforcement personnel from Eureka earned an AS degree at frequencies of 22.2%. No law

enforcement personnel from Fortuna (six respondents) or McKinleyville (four respondents) reported earning an AS degree in Administration of Justice.

Table 2: Reasons Respondents Have not Pursued and AS Degree at CR

Reasons Respondents Have Been Prevented from Pursuing and AS Degree at CR	Percentage Of Respondents
Conflict with Work Schedule	71.7%
Lack of Time	64.2%
Class Hours not Convenient	22.6%
Class Location not Convenient	17.0%
Happy with Current Position	3.8%
Not Sure I want an AS Degree	3.8%
Too Expensive	1.9%
Instructional Quality	1.9%

Respondents primarily indicated that they did not pursue and AS degree at CR due to scheduling issues. Respondents reported that they have not pursued an AS degree at CR due to their work schedule (71.7%), a lack of time (64.2%), and that class hours are not convenient (22.6%). Nearly a fifth (17.0%) of respondents reported that class location was not convenient. Of the respondents, 9.4% were currently working on their AS degree at CR.

Table 3 (see top of page 4) indicates the courses needed by respondents who have not earned their AS degree in Administration of Justice. High frequencies of respondents still need to take Juvenile Justice (34.0%), Crime & Delinquency (30.0%), Introduction to Evidence (30.0%), Current Issues in Law Enforcement (30.0%), and Great American Trials (26.0%) to

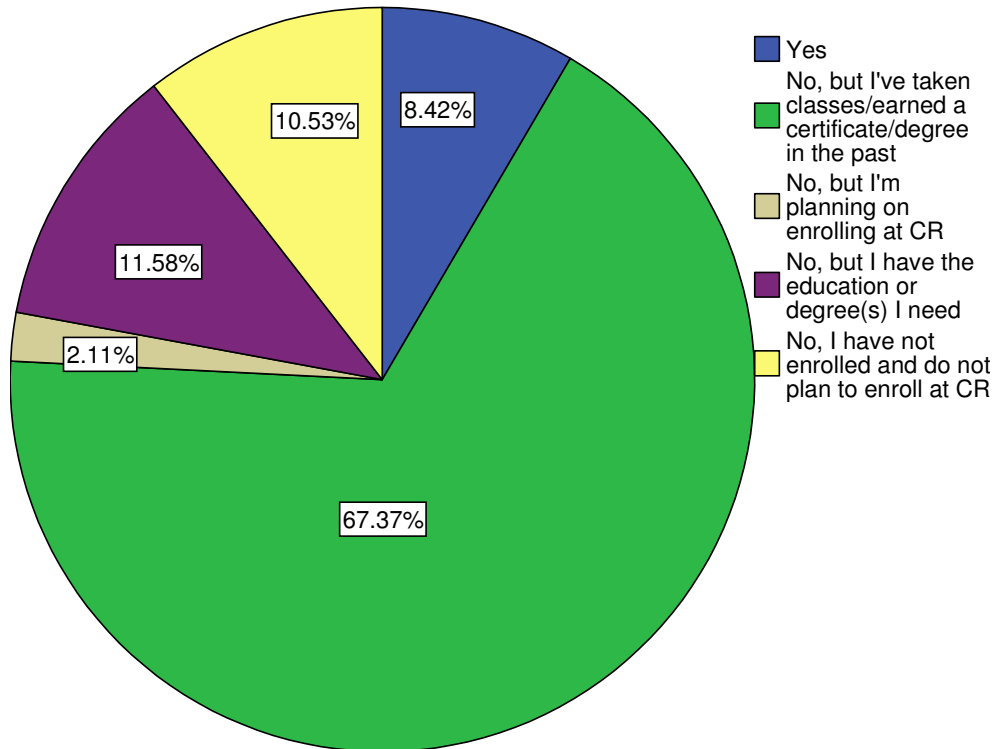
earn their AS degree in Administration of Justice. Sixteen percent of respondents would need to take all of the courses listed in Table 3 to earn their AS degree in Administration of Justice.

Table 3: Classes Respondents would need to Fulfill Requirements for an AS Degree in Administration of Justice

Core Courses Needed in Administration of Justice to Complete AS Degree	% of Respondents
AJ10: Juvenile Justice	34.0%
AJ5: Crime & Delinquency	30.0%
AJ6: Introduction to Evidence	30.0%
AJ7: Current Issues in Law Enforcement	30.0%
AJ11: Great American Trials	26.0%
AJ3: Introduction to Corrections	18.0%
AJ1: Introduction to Administration of Justice	15.7%
AJ8: Introduction to Investigation	8.0%
AJ2: Introduction to Law Enforcement	3.9%
AJ4: Criminal Law	2.8%
Respondent would need to take all the above courses	16.0%

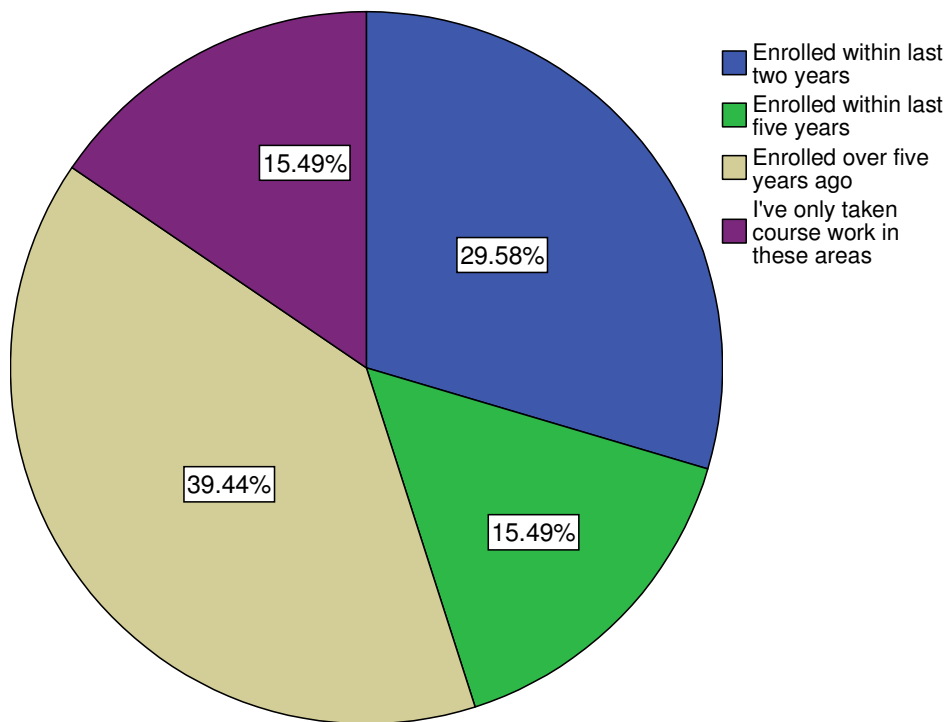
Findings: Course Work at CR

Graph 3: Currently Enrolled at CR



As Graph 3 illustrates (see bottom of page 4), the majority of respondents (67.4%) are not currently enrolled at CR but have taken classes or earned a certificate or degree in the past. Respondents indicated that they are currently enrolled at CR at frequencies of 8.4%. The majority of respondents currently enrolled at CR indicated that they have a high school education or GED (50.0%), an AA or AS degree (25.0%), or other level of educational attainment (25.0%). Respondents who did not indicate having attended CR or planning to attend CR reported that they have the education or degree(s) that they need (11.6%), or simply do not plan to enroll at CR (10.5%). A small percentage of respondents not currently enrolled at CR plan to enroll at CR (2.1%).

Graph 4: With the Exception of the Basic Academy, Dispatch Academy Corrections Core Courses, or Advance Officer Courses, When was the Last Time you took a Course at CR

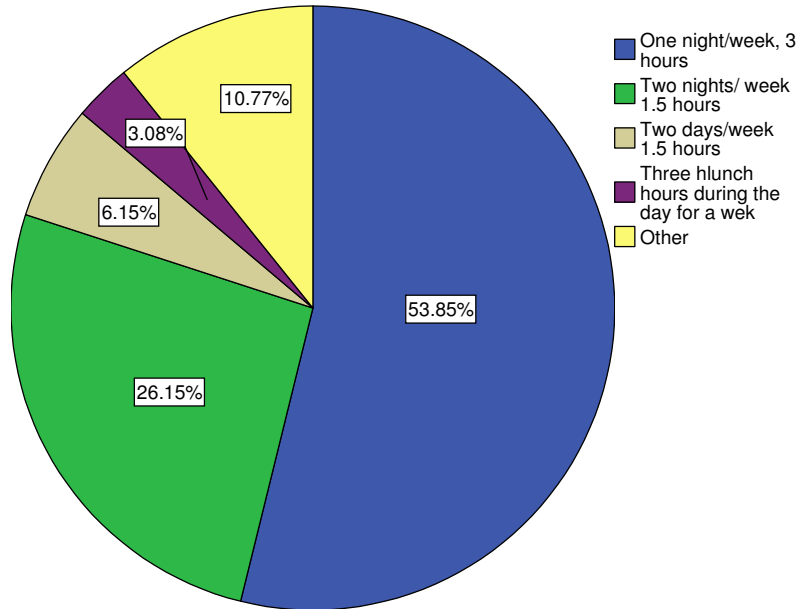


Graph 4 reports the last time that respondents took courses at CR other than courses including Basic Academy, Corrections Core Courses, or Advanced Officer Courses. The majority of respondents had taken other courses over five years ago (39.4%) in comparison to respondents who have taken other courses within the last five years (15.5%) or within the last two years (29.6%).

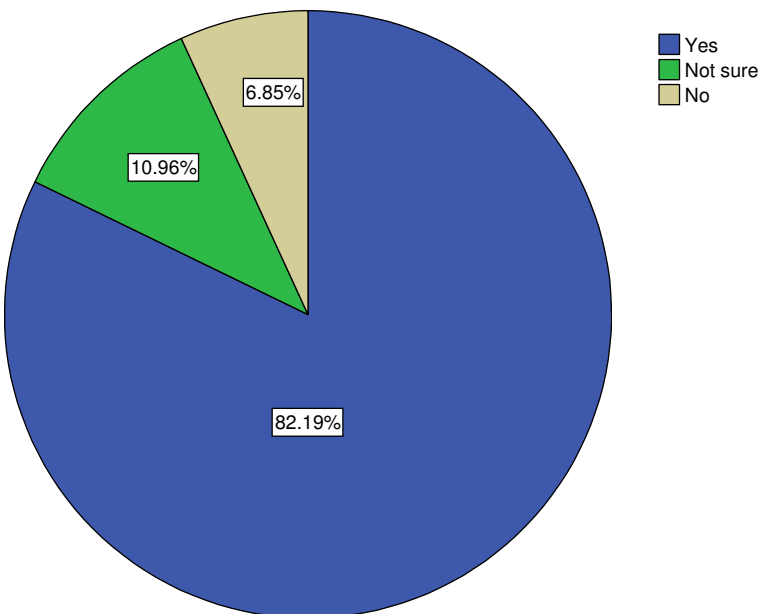
Findings: Class Scheduling

Graph 5: If Courses were Offered at the Eureka Downtown Site, What Format Would Work Best for you

When asked what format would work best for respondents if classes were offered at the Eureka Downtown site, the majority (53.9%) stated that a class one night a week at three hours would be the most suitable. High frequencies (26.2%) of respondents also indicated that two nights a week at 1.5 hours would also work well.



Graph 6: Interest in online Courses



The majority of respondents (82.2%) were interested in taking online courses that required no classroom attendance. In contrast, 11.0% of respondents were not sure if they were interested in taking online course if no classroom attendance was required and 6.9% were not interested in online courses. Respondents who worked in Del Norte County indicated the highest frequencies of interest for online classes.

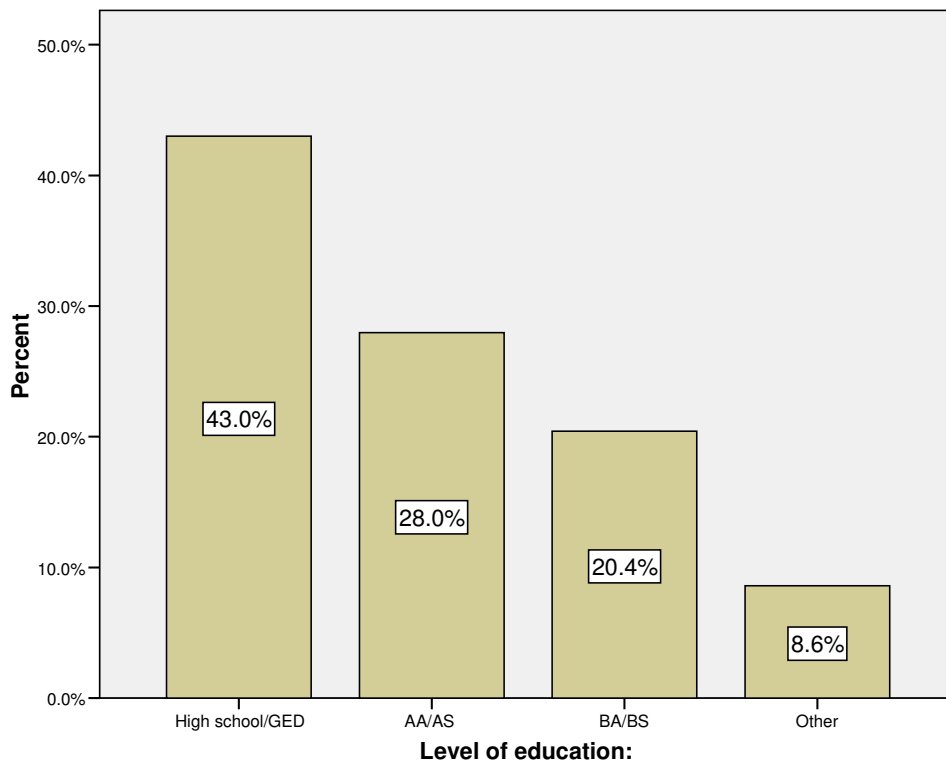
Findings: Courses not Offered

Respondents who had taken classes at CR, are currently taking classes at CR, or who planned to attend CR were asked if there were semester-length courses currently not offered that they would be interested in taking. Most of the respondents (88.9%) stated that there were not additional courses CR could offer that they would be interested in taking. A small percentage (11.1%) of respondents indicated that there were additional courses that they would be interested in taking. Comments included:

- “Any type of forensic law enforcement related courses.”
- “Mini courses for civilian staff similar to pertinent topics covered in the police academy.”
- “Record keeping.”
- “Winter intersession 5 week courses.”

Findings: Respondent Demographics

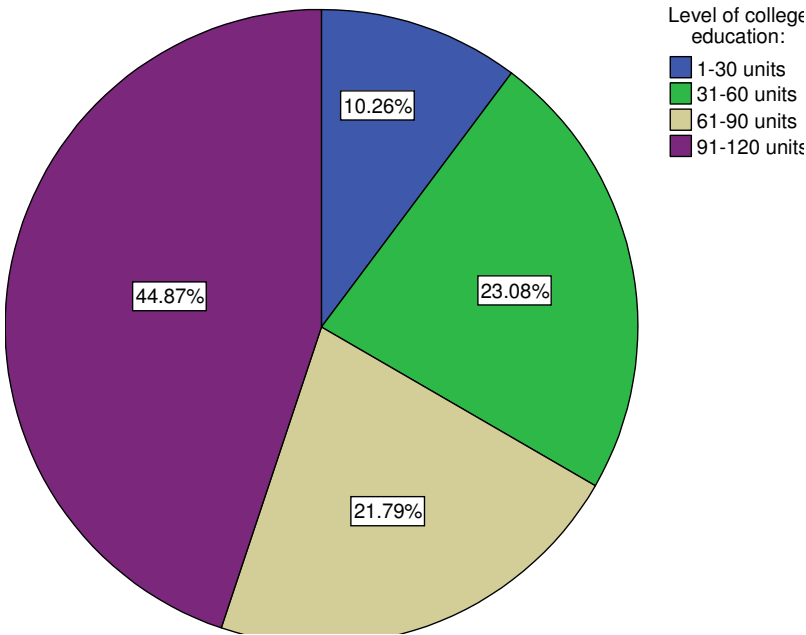
Graph 7: Highest Level of Education



The highest level of education most frequently (43.0%) reported by respondents was a high school diploma or a GED. Over a quarter (28.0%) of respondents had earned an AA or AS degree. Over a fifth (20.4%) of respondents had earned a BA or BS degree. A small percentage (8.6%) of respondents had

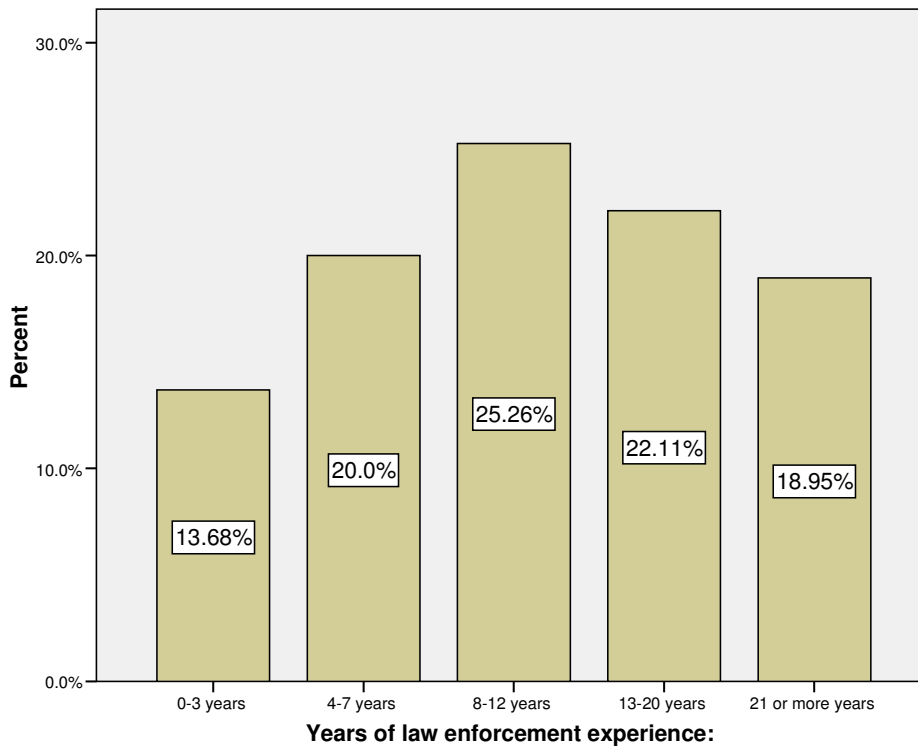
earned other educational achievements. Most of the respondents who chose other indicated that they were or had currently earned college units but had not yet earned a certificate a degree.

Graph 8: Level of College Education by Units



The majority (44.9%) of respondents who have attended college have earned between 91-120 units. Over a fifth (23.0%) of respondents have earned between 31-60 units, and over a fifth (21.8%) of respondents have earned between 61-90 units. A small percentage of respondents (10.3%) have earned between 1-30 units.

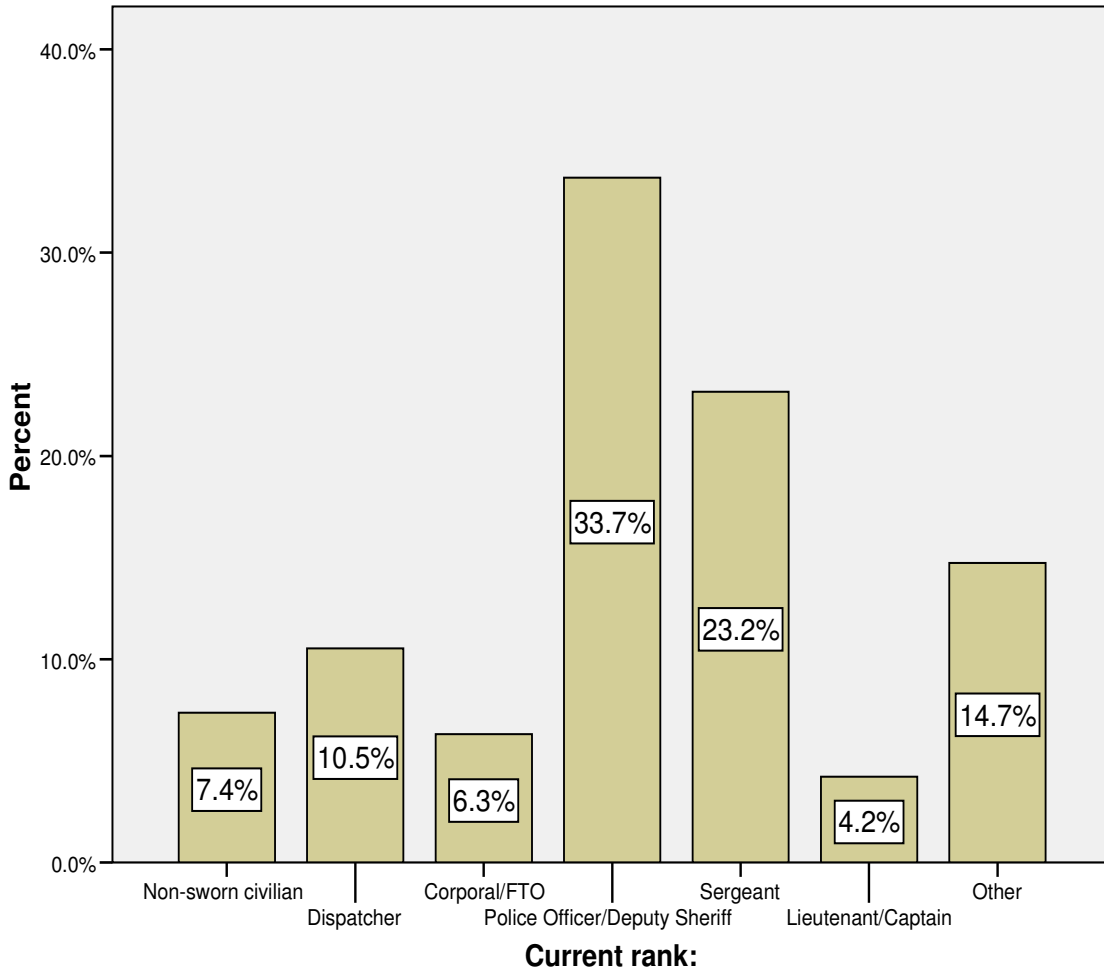
Graph 9: Years in Law Enforcement



The majority (25.3%) of respondents have been in law enforcement for 8-12 years. Over a fifth or respondents have been in law enforcement for 13-20 years (22.1%) and a fifth (20.0%) of respondents have been in law enforcement for 4-7 years. Respondents reported frequencies of 19.0% of being in law enforcement

for 21 or more years and frequencies of 13.7% for being in law enforcement for 0-3 years.

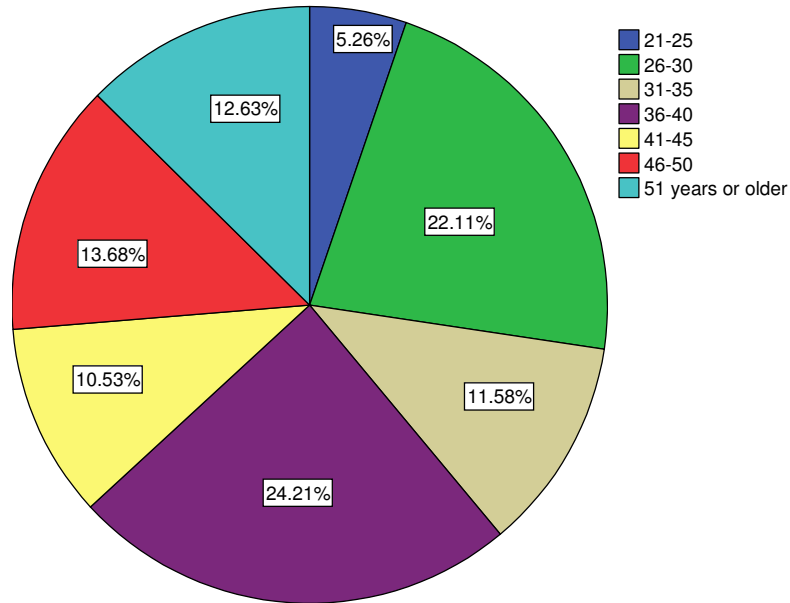
Graph 10: Years in Law Enforcement



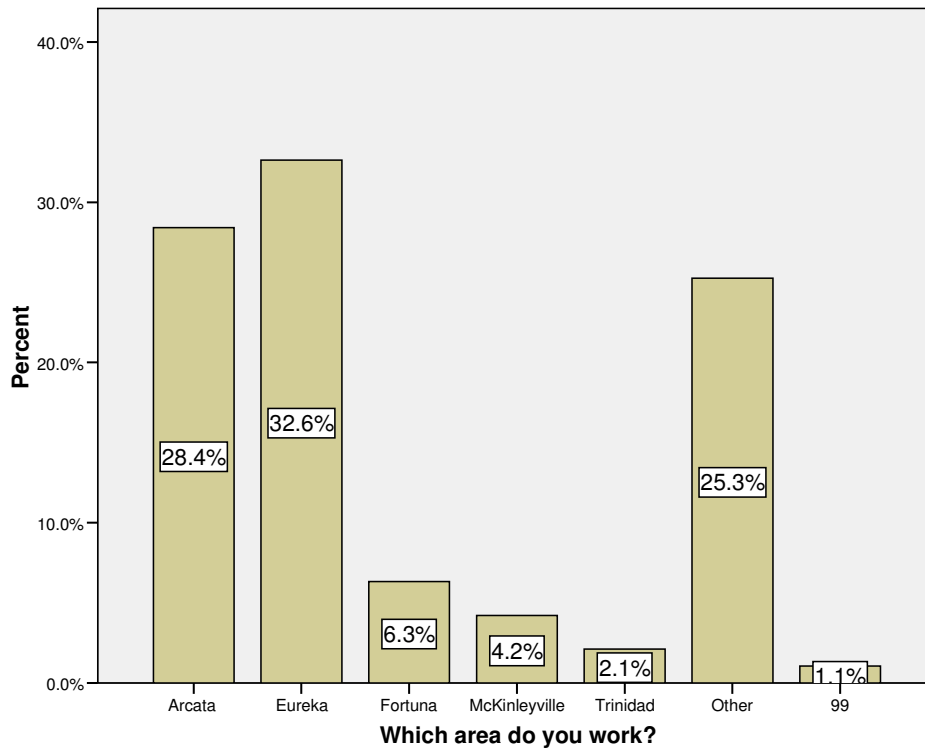
The majority of respondents were police officers or deputy sheriffs (33.7%), sergeants (23.2%), other law enforcement positions (14.7%), or dispatchers (10.5%). Other listed law enforcement positions included Agent, Chief, Correctional Corporal, DA Investigator, Narcotics Investigator, and Parole Agent.

Graph 11 (see top of page 10) describes the ages of the respondents. Respondents between the ages of 36-40 completed the survey with the most frequency (24.2%). Respondents between the ages of 26-30 also took the survey in high frequencies (22.1%). Respondents were male at 73.7% and 26.3% female.

Graph 11: Age of Respondents



Graph 12: Respondents Area of Work



Respondents were primarily from Eureka (32.6%), Arcata (28.4%), and “other” areas. Common other areas included Del Norte County and working countywide.

Findings: General Comments

- “Classes in Public Records Act, Records Clerk, Records Supervisor”
- “CR is an absolutely vital resource for local law enforcement training and we appreciate your efforts!”
- “I am planning to use a full online course with another school to finish, I would prefer to use CR but the Admin of Justice courses aren't online. Thanks.”
- “I have only taken one admin just class. It would benefie my needs if additional were given at KT branch or on line.”
- “I have taken most of the AJ courses. I believe that i would only need to take my english and math and i would be finished with my AS degree.”
- “I think the class should be taught by all departments not just a few, and that the instructors be on the line so that they know how to instruct the students how to use the information. information without reference is useless, except to get a piece of paper.:
- “I would like to see more of the advanced officer classes that are offered in other areas to be in Humboldt County”
- “More online courses would be best for the school. Most colleges offer online course work and it is the way to go.”
- “Offer online courses would be great for all criteria, including math, speech, english, etc.”
- “On line classes since I work 12 hr days 5 days a week”
- “Online classes would be great for those people with irratic schedules.”
- “Please add Del Norte County as an area where classes can be held.”
- “What about a recertification class at least once a year?”